

# Doorwisselen

*Over Hockey en IJshockey*

*Henk Hille*

*KNHB Kennislab – 27 juni 2018*





# Rolling the Lines

*On Hockey and Field Hockey*

Henk Hille & Martijn de Jager





The 1905 Stanley Cup champions, the Ottawa Silver Seven. CITY OF OTTAWA ARCHIVES





# Aantal spelers NHL

1928-1929: 12 spelers + 1 keeper

1951-1952: 15 spelers + 2 keepers

1971-1972: 17 spelers + 2 keepers

1982-1983: 18 spelers + 2 keepers

2017-2018: 18 spelers + 2 keepers

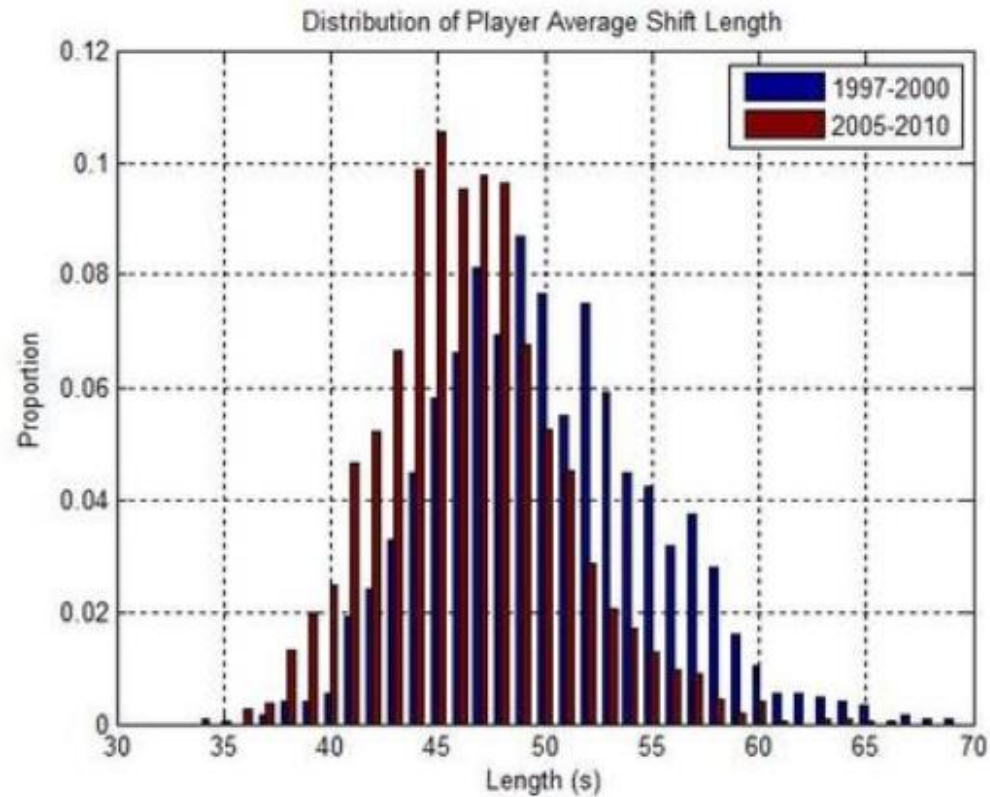
# Aantal spelers IIHF

20 spelers + 2 keepers



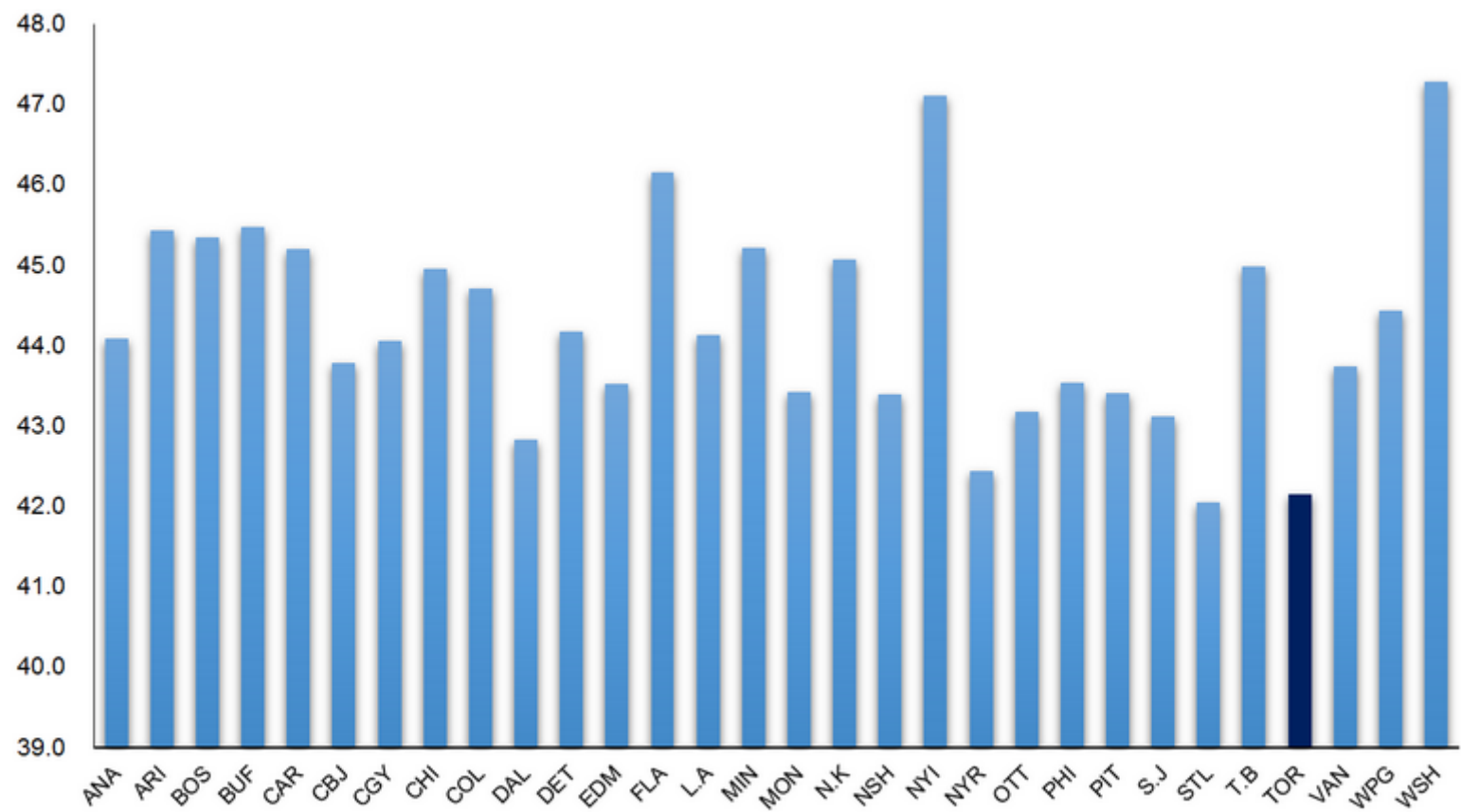


<https://www.youtube.com/watch?v=nkvrc9y9MRo>



This is the distribution of year-long average shift lengths by player, not the distribution of all shift lengths - the average shift length has dropped 7% over the last decade, from a 50-second average to 46.5 seconds. Many of the long-shift outliers - Ray Bourque, Jaromir Jagr, Scott Stevens, Phil Housley, Brian Leetch - are no longer in the league, while **Chris Pronger**, **Scott Niedermayer** and **Nicklas Lidstrom** have shortened their shift lengths. **Alex Ovechkin** and Ilya Kovalchuk are the rare players who are shifting in the opposite direction, with average shift lengths over 65 seconds the last few years.

Average Shift Length (2016-17 Season)



# “Shift lenght” NHL

Jaren '60-'70: 1:30 - 2 minuten

Jaren '80: 60 seconden

2000: 50 seconden

2015: 45 seconden

2020: 40 seconden?

Sort players

Total TOI

Shifts

WASHINGTON CAPITALS

Game 0415 (Gm 5) Thu 6.7.18: WSH 4-3 VGK Final

0 Period 1 20:00 0

VEGAS GOLDEN KNIGHTS

Compare

Clear

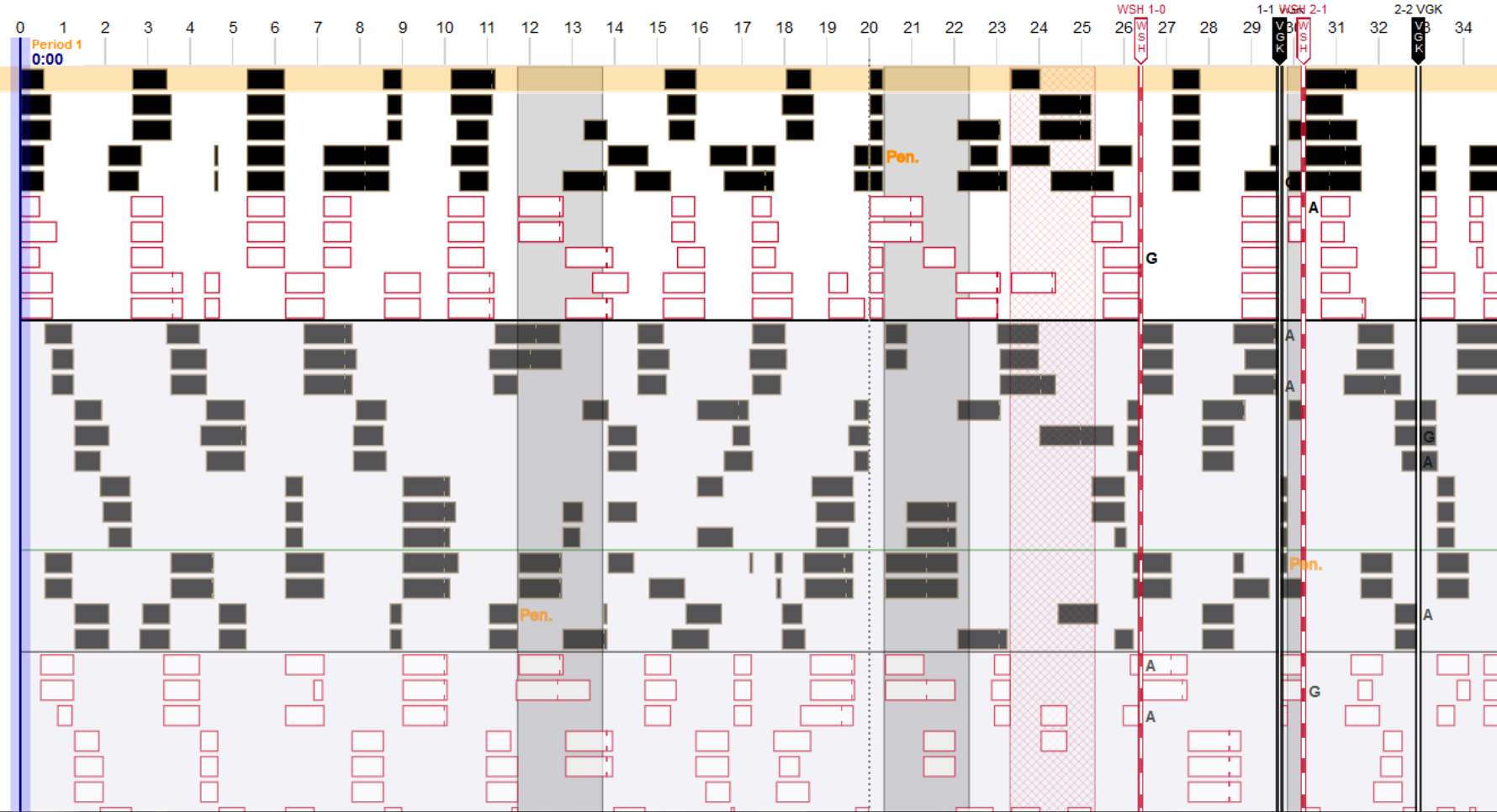


Next goal

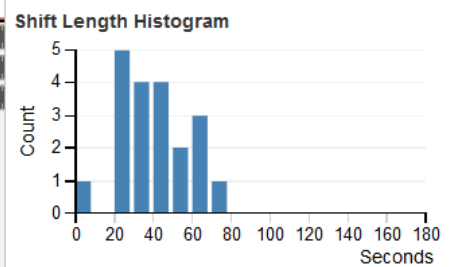
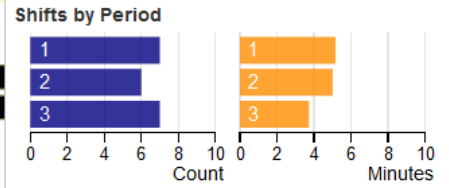
ShiftChart

Linemate Matrix (Beta)

- 89 TUCH, A R
- 18 NEAL, J L
- 56 HAULA, E L
- 27 THEODORE, S D
- 88 SCHMIDT, N D
- 19 BACKSTROM, N C
- 77 OSHIE, T R
- 13 VRANA, J L
- 2 NISKANEN, M D
- 9 ORLOV, D D



**#89 ALEX TUCH**  
 VEGAS GOLDEN KNIGHTS  
 Position: R  
 Total ice time (min): 13:55  
 Number of shifts: 20  
 Avg ice time (sec): 41.8



**Tweets by @ShiftChart**

ShiftChart Retweeted

**AL** @alndbck

@RawCharge Although maybe irrelevant to 86's lack of points, Chara overlapped 76% of Kucherov's TOI last night. Game 2 was even more than that. If Cassidy



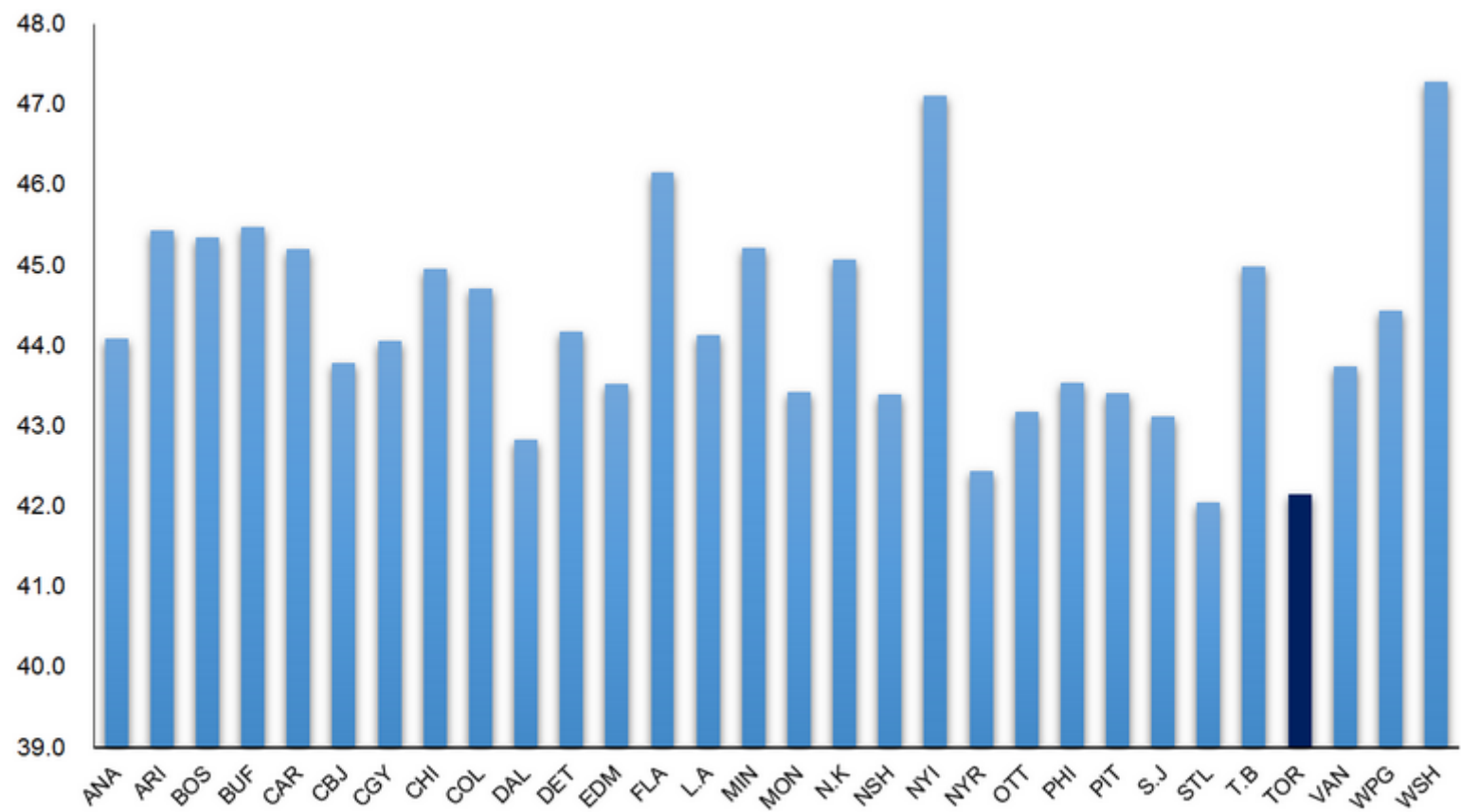
## Leafs adapting Babcock's 40-second shift mentality

By Travis Yost



Mike Babcock , Mark Blinch/National Hockey League/Getty Images

Average Shift Length (2016-17 Season)





# San Jose Sharks: Rolling Four Lines?

BY ZEKE

JANUARY 8TH, 2016



---

Teams and coaches often talk about ‘rolling four lines’. San Jose Sharks coach Peter DeBoer is among those who say he wants to roll four lines.

What does “rolling four lines” mean? It means the coach has confidence in all four of his forward lines so each line gets a substantial share of ice time. Typical fourth lines will get around ten minutes of ice time per game. The New York Islanders fourth line, noted for playing very physical hockey, [will typically play closer to 12 minutes per night](#). However, on other teams, the ice time could be considerably less than ten minutes if a coach does not trust them. For example, the Blackhawks bottom line forwards averaged just under six minutes of ice time in their January 6, 2016 game against the Penguins.

---

# Rolling the Lines

- Meer spelers
- Korte shifts
- Hoog tempo
- Tactisch wisselen
- Geen plaats voor “enforcers”



<https://www.youtube.com/watch?v=snUKg6wyzuU>

A close-up photograph of a white golf ball resting on a green golf course. The ball is positioned on a white line that intersects with another white line. The background is a blurred green field with shadows cast across it.

# Einde